

Cinquain poem/ owl project

This project was authored by Diane Smith, who teaches kindergarten at Mayflower School in Plymouth, MA.

Instructions:

Print out the pattern for the owl. Enlarge the pattern pieces 200%, (about 14"x 9") on fairly heavy paper. Do one for each student in your class. Have them color the pieces and glue or staple the owl together. Use the three owls shown here as samples.

Have your students write a special poem called a "Cinquain" about their owl. A "Cinquain" has 1 noun, 2 adjectives, 3 verbs, 1 phrase, and 1 noun (You can use the same noun or a synonym for the second noun). See examples below.



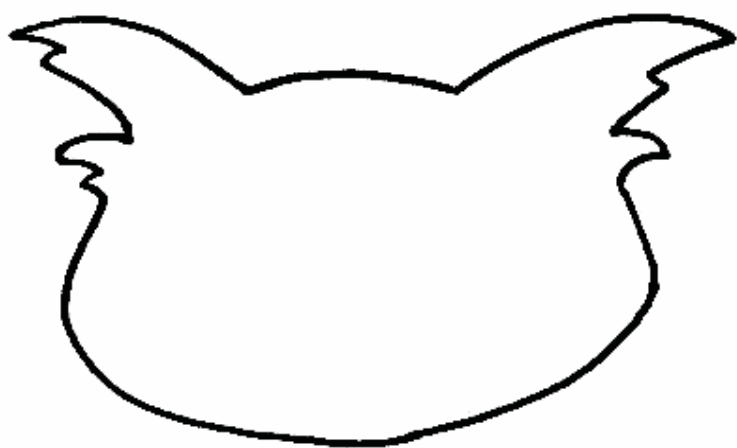
Completed Owl



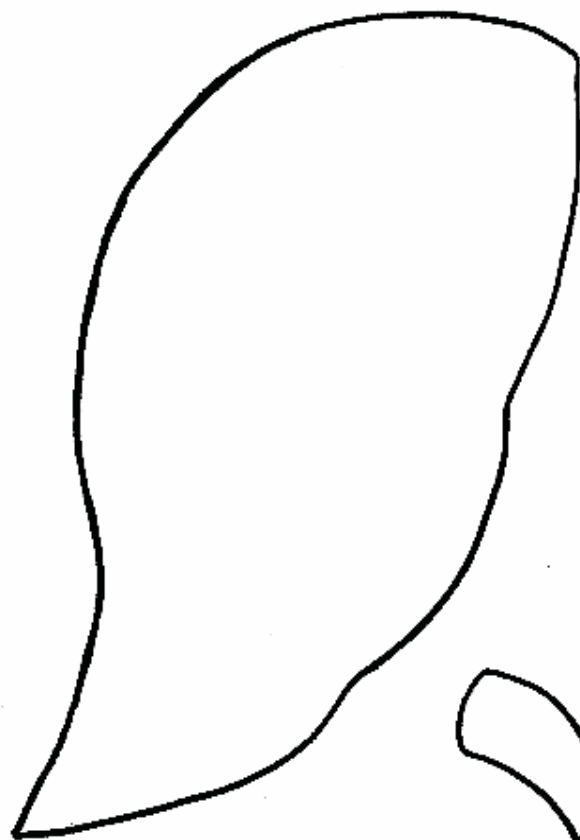
Owl with Poem

OWLS

quick, sharp-eyed
soaring, swooping, hunting
flying silently on fringed wings
predators



HEAD




BODY



NECK FEATHERS



BEAK / NOSE



WING



CLAW / FOOT



TAIL FEATHERS



EYES